

9+ Lessons
Plus SO MUCH MORE!



Mid. School Tech



PREVIEW

SYLLABUS

ATTENDANCE

SUB PLANS TEMPLATE

LOG-IN CARDS

Class Attendance

Name of School: _____

Teacher: Mr. Rooster

Month: August 2019

Period: _____

Student Name: _____

Attendance: _____

Excused: _____

Truancy: _____

Notes: _____

Class Assignment for both 6th Grade Technology Classes

Today you will be practicing your typing with a 5-minute typing test.

MS Technology Sub Plans (Please Return to Office)

Hi and thank you for substituting today!

Today you will have 2 5th Grade Classes. Please take attendance for both classes by checking those who have are absent or tardy.

5th Grade - 5:00 - 5:30am
6th Grade - 9:35 - 11:15am

Class Names List Below

ALL DOCUMENTS
ARE EDITABLE IN OFFICE & GOOGLE DRIVE

SEATING CHARTS

DEVICE RULES

PARENT LETTER

CLASSROOM SCHEDULE

Name of School/Block Schedule		Computer Lab Use 2019-2020			
	MONDAY	TUESDAY	WEDNESDAY	THURSDAY	FRIDAY
8:00-8:15					
8:15-8:30					
8:30-8:45					
8:45-9:00					
9:00-9:15					
9:15-9:30					
9:30-9:45					
9:45-10:00					
10:00-10:15					
10:15-10:30					
10:30-10:45					
10:45-11:00					
11:00-11:15					
11:15-11:30					
11:30-11:45					
11:45-12:00					
12:00-12:15					
12:15-12:30					
12:30-12:45					
12:45-1:00					
1:00-1:15					
1:15-1:30					
1:30-1:45					
1:45-2:00					
2:00-2:15					
2:15-2:30					
2:30-2:45					
2:45-3:00					
3:00-3:15					
3:15-3:30					
3:30-3:45					
3:45-4:00					
4:00-4:15					
4:15-4:30					
4:30-4:45					
4:45-5:00					
5:00-5:15					
5:15-5:30					
5:30-5:45					
5:45-6:00					
6:00-6:15					
6:15-6:30					
6:30-6:45					
6:45-7:00					
7:00-7:15					
7:15-7:30					
7:30-7:45					
7:45-8:00					
8:00-8:15					
8:15-8:30					
8:30-8:45					
8:45-9:00					
9:00-9:15					
9:15-9:30					
9:30-9:45					
9:45-10:00					
10:00-10:15					
10:15-10:30					
10:30-10:45					
10:45-11:00					
11:00-11:15					
11:15-11:30					
11:30-11:45					
11:45-12:00					
12:00-12:15					
12:15-12:30					
12:30-12:45					
12:45-1:00					
1:00-1:15					
1:15-1:30					
1:30-1:45					
1:45-2:00					
2:00-2:15					
2:15-2:30					
2:30-2:45					
2:45-3:00					
3:00-3:15					
3:15-3:30					
3:30-3:45					
3:45-4:00					
4:00-4:15					
4:15-4:30					
4:30-4:45					
4:45-5:00					
5:00-5:15					
5:15-5:30					
5:30-5:45					
5:45-6:00					
6:00-6:15					
6:15-6:30					
6:30-6:45					
6:45-7:00					
7:00-7:15					
7:15-7:30					
7:30-7:45					
7:45-8:00					
8:00-8:15					
8:15-8:30					
8:30-8:45					
8:45-9:00					
9:00-9:15					
9:15-9:30					
9:30-9:45					
9:45-10:00					
10:00-10:15					
10:15-10:30					
10:30-10:45					
10:45-11:00					
11:00-11:15					
11:15-11:30					
11:30-11:45					
11:45-12:00					
12:00-12:15					
12:15-12:30					
12:30-12:45					
12:45-1:00					
1:00-1:15					
1:15-1:30					
1:30-1:45					
1:45-2:00					
2:00-2:15					
2:15-2:30					
2:30-2:45					
2:45-3:00					
3:00-3:15					
3:15-3:30					
3:30-3:45					
3:45-4:00					
4:00-4:15					
4:15-4:30					
4:30-4:45					
4:45-5:00					
5:00-5:15					
5:15-5:30					
5:30-5:45					
5:45-6:00					
6:00-6:15					
6:15-6:30					
6:30-6:45					
6:45-7:00					
7:00-7:15					
7:15-7:30					
7:30-7:45					
7:45-8:00					
8:00-8:15					
8:15-8:30					
8:30-8:45					
8:45-9:00					
9:00-9:15					
9:15-9:30					
9:30-9:45					
9:45-10:00					
10:00-10:15					
10:15-10:30					
10:30-10:45					
10:45-11:00					
11:00-11:15					
11:15-11:30					
11:30-11:45					
11:45-12:00					
12:00-12:15					
12:15-12:30					
12:30-12:45					
12:45-1:00					
1:00-1:15					
1:15-1:30					
1:30-1:45					
1:45-2:00					
2:00-2:15					
2:15-2:30					
2:30-2:45					
2:45-3:00					
3:00-3:15					
3:15-3:30					
3:30-3:45					
3:45-4:00					
4:00-4:15					
4:15-4:30					
4:30-4:45					
4:45-5:00					
5:00-5:15					
5:15-5:30					
5:30-5:45					
5:45-6:00					
6:00-6:15					
6:15-6:30					
6:30-6:45					
6:45-7:00					
7:00-7:15					
7:15-7:30					
7:30-7:45					
7:45-8:00					
8:00-8:15					
8:15-8:30					
8:30-8:45					
8:45-9:00					
9:00-9:15					
9:15-9:30					
9:30-9:45					
9:45-10:00					
10:00-10:15					
10:15-10:30					
10:30-10:45					
10:45-11:00					
11:00-11:15					
11:15-11:30					
11:30-11:45					
11:45-12:00					
12:00-12:15					
12:15-12:30					
12:30-12:45					
12:45-1:00					
1:00-1:15					
1:15-1:30					
1:30-1:45					
1:45-2:00					
2:00-2:15					
2:15-2:30					
2:30-2:45					
2:45-3:00					
3:00-3:15					
3:15-3:30					
3:30-3:45					
3:45-4:00					
4:00-4:15					
4:15-4:30					
4:30-4:45					
4:45-5:00					
5:00-5:15					
5:15-5:30					
5:30-5:45					
5:45-6:00					
6:00-6:15					
6:15-6:30					
6:30-6:45					
6:45-7:00					
7:00-7:15					
7:15-7:30					
7:30-7:45					
7:45-8:00					
8:00-8:15					
8:15-8:30					
8:30-8:45					
8:45-9:00					
9:00-9:15					
9:15-9:30					
9:30-9:45					
9:45-10:00					
10:00-10:15					
10:15-10:30					
10:30-10:45					
10:45-11:00					
11:00-11:15					
11:15-11:30					
11:30-11:45					
11:45-12:00					
12:00-12:15					
12:15-12:30					
12:30-12:45					
12:45-1:00					
1:00-1:15					
1:15-1:30					
1:30-1:45					
1:45-2:00					
2:00-2:15					
2:15-2:30					
2:30-2:45					
2:45-3:00					
3:00-3:15					
3:15-3:30					
3:30-3:45					
3:45-4:00					
4:00-4:15					
4:15-4:30					
4:30-4:45					
4:45-5:00					
5:00-5:15					
5:15-5:30					
5:30-5:45					
5:45-6:00					
6:00-6:15					
6:15-6:30					
6:30-6:45					
6:45-7:00					
7:00-7:15					
7:15-7:30					
7:30-7:45					
7:45-8:00					
8:00-8:15					
8:15-8:30					
8:30-8:45					
8:45-9:00					
9:00-9:15					
9:15-9:30					
9:30-9:45					
9:45-10:00					
10:00-10:15					
10:15-10:30					
10:30-10:45					
10:45-11:00					
11:00-11:15					
11:15-11:30					
11:30-11:45					
11:45-12:00					
12:00-12:15					
12:15-12:30					
12:30-12:45					
12:45-1:00					
1:00-1:15					
1:15-1:30					
1:30-1:45					
1:45-2:00					
2:00-2:15					
2:15-2:30					
2:30-2:45					
2:45-3:00					
3:00-3:15					
3:15-3:30					
3:30-3:45					
3					

Grades 4-8 Tech Activity

Create By *Mr. and Mrs. Rooster*

Digital Breakout

Back to School!

Common Core
Aligned with Scope & Sequence (ISTE)

Web-Based
Beginning of the Year Activity!

Google Classroom Ready!



TECHNOLOGY 26 BRAG TAGS

Icons include: A+, Facebook, Making, Star, Wi-Fi, Tech Support, Great Idea, Snapstrack, #hardworker, Notification, WOW, Terrific Typist, Great Listener, Tech Support, and a Mr. and Mrs. Rooster logo.

Digital Breakout Background

Break What? Breakout!
A breakout is an activity where participants work in teams to search for clues to solve puzzles and try to "break out" of a room or "break into" a room locked container within a specified timeframe.

What Does a Breakout Look Like?
Participants are split into groups and work as a team to solve the breakout together. It is here that each team needs effective communication, collaboration, and to keep an open mind where no suggestion is a bad suggestion since it may lead to solving the puzzle. Breakouts can be done individually, but not recommended as it may cause more frustration when they get stuck. For this reason, I encourage groups with a minimum of 3, but no more than 5. The game does not focus to much on first, second, or third place, but rather who was able to "breakout". Times can be recorded for "break time" if it fits the dynamic of the class. For example, if you took 20 minutes and 30 seconds to breakout, (you can simply click a stopwatch when you begin the breakout activity and write the time down when they let you know they broke out).

What Does a Digital Breakout Look Like?
A digital breakout is a game form that uses the popular escape room concept and the lock-and-key game. However, instead of physically unlocking a box or door, participants will enter a code, turn a dial, or punch numbers into a lock (such as a Google Form) which will then unlock a digital "key" or code that is entered into it.

What is the Difference Between a Digital Breakout and a Physical Breakout?

DIGITAL BREAKOUT	PHYSICAL BREAKOUT
<ul style="list-style-type: none"> No prep! All materials are available online via website link and students can enjoy these activities using any device including a PC, Mac, Chromebook, tablet, iPad, or phone. The iPad and Mac may, however, need a Google account to log in to download apps. Possible apps include Google Maps, Sheets, Docs, Drawing. *Not all breakouts require these apps. In fact, most will only be the direct website which is accessible on any device and completed without a Google account. 	<ul style="list-style-type: none"> The facilitator will need to purchase a breakout item (physical) ECU or make their own by purchasing each item separately. The puzzle, lock, locks, and boxes will need to be set up ahead of time with the appropriate materials.

Page 1 © 2017 Mr. and Mrs. Rooster

Digital Breakout!

Mr and Mrs Rooster

Can you break out?

Icons include: Digital Breakout Background, Digital Breakout Game Form, Lock Sheet, and a Mr. and Mrs. Rooster logo.

Icons include: A+ 100% Techie, Tech Support, and a Mr. and Mrs. Rooster logo.

Icons include: Great Listener, Tech Support, and a Mr. and Mrs. Rooster logo.

What does my card mean?

Icons include: Tech Support, Great Listener, and a Mr. and Mrs. Rooster logo.

17" x 22" Poster Included!

All 26 Technology Brag Tag Card Meanings!

You will never have to explain what their card means again!
Hang it up in your room or computer lab all year!

Brag tags have never been easier!

End of preview.

© 2017 Mr. and Mrs. Rooster, TpT

AGENDA:

- GET TO KNOW YOU / MULTIPLE INTELLIGENCES
- CLASSROOM RULES
- SMART GOALS

STORAGE

Storage Closet Locks

Input the correct combinations into the Google Form to unlock your teacher's storage door for the party supplies!

* Required

3-Digit Lock - 3 Numbers *

Your answer: _____

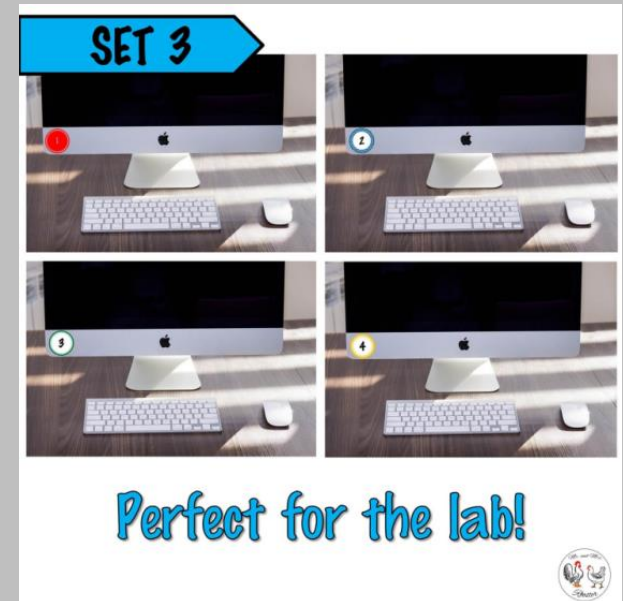


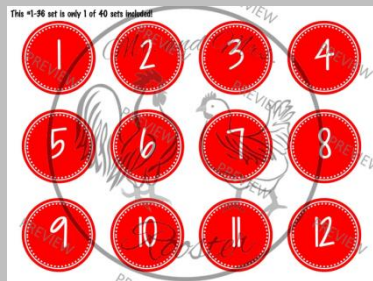
4-Digit Lock - 4 Numbers *

Your answer: _____

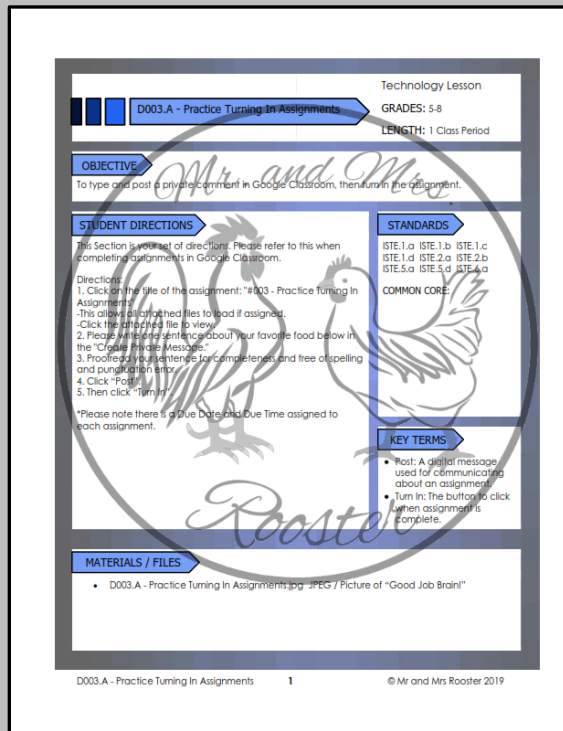
ABC Lock - 5 Letters (ALL CAPS) *

Your answer: _____


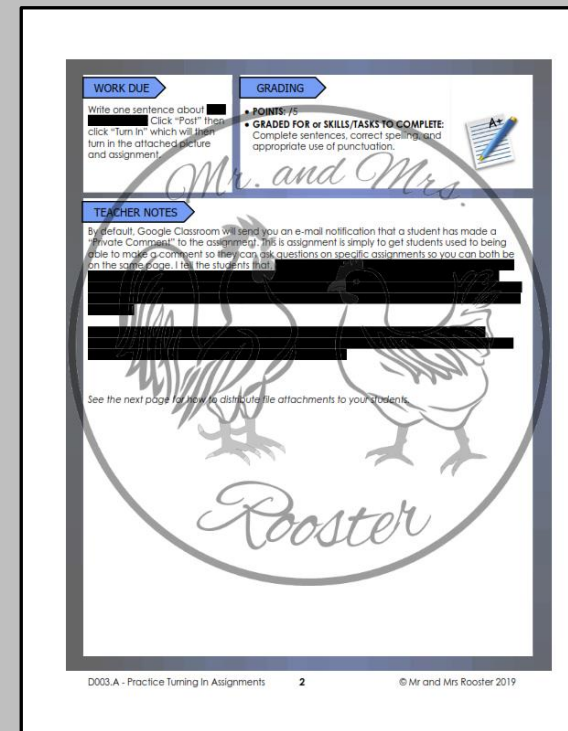
PREVIEW




PREVIEW



PREVIEW of 1 of the 9 Lesson Plans Included!



**Concise.
Detailed.
Easy to Use.
Flexible.
Ready to Go
Lessons!**



PREVIEW