



Created By *Mr. and Mrs. Rooster*

CHRISTMAS PUZZLES

Interactive PowerPoint Puzzle Activity

5

Different
Christmas
Pictures



2

Categories

3

Levels of
Difficulty

30

Puzzles
Total



Christmas Puzzles

5 Different Christmas Puzzles

Each Puzzle Comes With:

- 2 Categories (Not Rotated & Rotated)
- 3 Levels (Beginner, Intermediate, Advanced)



That's **30** *presents* for you and your students to enjoy – and you don't even need to wrap them!

Merry Christmas! 😊



© 2016 Mr. and Mrs. Rooster - TpT



Christmas Puzzles

Table of Contents

Slide #	Topic
3-4	Introduction
5-6	Puzzle Guideline / Skill Determination Sheets
7-9	How to Convert PowerPoint file into editable Google Slides file for Google Classroom
10-15	Answer Key / Original Puzzles
16-21	Category 1: No Rotation – Beginner
22-27	Category 1: No Rotation – Intermediate
28-33	Category 1: No Rotation – Advanced
34-39	Category 2: Rotation – Beginner
40-45	Category 2: Rotation – Intermediate
46-51	Category 2: Rotation – Advanced



Category 2: ROTATION

- Rotation Required; pieces are off the slide and ready to begin.
- Click a piece and grab the handle to turn and rotate the image to fit the puzzle.

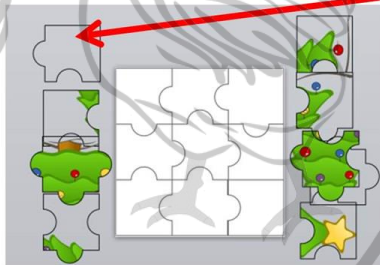
Beginner

- Shows faded picture
- Gives outline of pieces



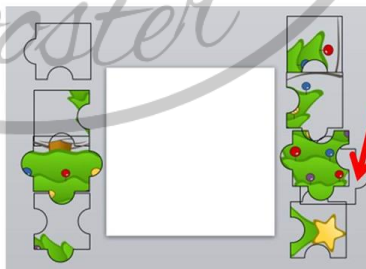
Intermediate

- Gives outline of pieces



Advanced

- Blank work space!



Shapes have
been rotated.

How to change this **.PPTX** file into an editable Google **Slides** file so it can be easily assigned in Google Classroom:

What you get...

What you need.

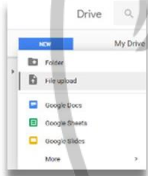


3. Advanced - C...

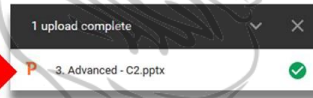


3. Advanced - C...

1. Log into your school Google account.
2. Upload the pre-selected puzzle level for your group to your Google Drive.



Immediately **open** the uploaded file.



3. Click "Open with Google Slides" to create a workable Google Slides file.



Continued...