



Created By *Mr. and Mrs. Rooster*



# Valentine PUZZLES

Interactive PowerPoint Puzzle Activity

5

Different  
Valentine  
Pictures



2



Categories

3

Levels of  
Difficulty

30

Puzzles  
Total



# Valentine Puzzles

**5** Different Christmas Puzzles

**Each Puzzle Comes With:**

- **2** Categories (Not Rotated & Rotated)
- **3** Levels (Beginner, Intermediate, Advanced)



That's **30** *Valentines* for you and your students to enjoy – and you don't even need to write a note!

**Happy Valentine's Day! ☺**



© 2017 Mr. and Mrs. Rooster - TpT



# Valentine's Day Puzzles

## Table of Contents

Slide #	Topic
3-4	Introduction
5-6	Puzzle Guideline / Skill Determination Sheets
7-9	How to Convert PowerPoint file into editable Google Slides file for Google Classroom
10-15	Answer Key / Original Puzzles
16-21	Category 1: No Rotation – Beginner
22-27	Category 1: No Rotation – Intermediate
28-33	Category 1: No Rotation – Advanced
34-39	Category 2: Rotation – Beginner
40-45	Category 2: Rotation – Intermediate
46-51	Category 2: Rotation – Advanced



# Category 2: ROTATION

- Rotation Required; pieces are off the slide and ready to begin.
- Click a piece and grab the handle to turn and rotate the image to fit the puzzle.

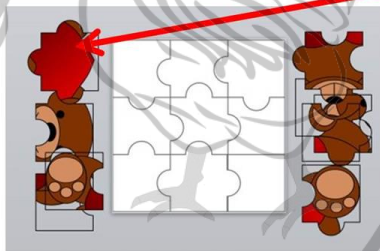
## Beginner

- Shows faded picture
- Gives outline of pieces




## Intermediate

- Gives outline of pieces



## Advanced

- Blank work space!



Shapes have been rotated.

# How to change this **.PPTX** file into an editable Google **Slides** file so it can be easily assigned in Google Classroom:

What you get...

What you need.

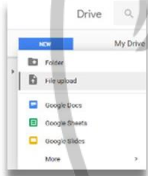


3. Advanced - C...

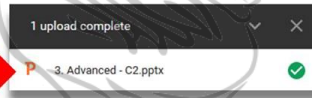


3. Advanced - C...

1. Log into your school Google account.
2. Upload the pre-selected puzzle level for your group to your Google Drive.



Immediately **open**  
the uploaded file.



3. Click "Open with Google Slides" to create a workable Google Slides file.



Continued...